




ASSIGNMENT 4: Relating Cause and Effect

Historical events do not just happen. Every event has at least one *cause* (or reason why it happened). Also, every event has at least one *effect* (or result). For example, before attempting to write a paragraph explaining why King John was forced to sign the *Magna Carta* a historian could prepare a chart like the one below:

CAUSE 	King John taxes English barons to support his wars in France.
CAUSE 	King John loses the war (and English territory) in France.
EFFECT 	John's position is weakened and his barons force him to sign the <i>Magna Carta</i> (an agreement giving them more decision-making power).

Then the historian could write a focused paragraph looking something like the following:

In the early 13th century, England lost a number of its territories in northwestern France. King John of England raised taxes to try and defend, or even re-take, his lands; however, England's attempts were all unsuccessful as John continued to lose territory. The barons of England, tired of both paying taxes and losing to the French, forced King John to sign a charter called the Magna Carta which prevented the English king from enacting any future taxes without the consent of the barons. (83 words)

Purpose: to create two cause-and-effect charts and two related paragraphs demonstrating a the student's understanding of **causation**.

Procedure

- 1). Create a *Google Doc*. Label it Assignment 4. Share it with, and give full editing privileges to, the teacher (rdelaine@lcbi.sk.ca).
- 2). Prepare a cause-and-effect chart (see example above). The chart should contain two related causes and their effect. The first chart must describe the conflict between Emperor Henry IV and Pope Gregory VII. Then write a paragraph incorporating this information from the chart.

3). Prepare a cause-and-effect chart outlining the conflict between England and France during the Hundred Years' War. Then write a paragraph incorporating this information from the chart.

Note: logically speaking it makes sense to end both paragraphs by discussing the event's effect, i.e. the effect is a sort of conclusion. Both paragraphs must be a minimum of 50 words each in order to earn full marks.

3). Submit your assignment.